



Government of **Western Australia**
Department of the **Attorney General**

**Report on Fines Enforcement in the
Sheriff's Office
of Western Australia
2011/12 to 2015/16**

Table of Contents

Registrations	1
Completions	2
Collections	3
Amount Outstanding	4
Licence Suspensions	5
Enforcement Warrants	6
Work and Development Orders	7
Payment Arrangements	8
Appendix--Definitions	9

About this Report

The Department has committed to regularly publishing a wide range of statistics relating to the operation of its various business areas.

The purpose of this report is to provide information about the work carried out by the Fines Enforcement Registry. A number of different statistics have been included that illustrate different aspects of the fine enforcement process. Care must be taken in interpreting these statistics. It is NOT possible to compare one indicator with another as the methods of counting are not aligned.

Separate counting rules that best illustrate the work of the Registry are utilised for each statistic. Please read the counting rules on each page to help interpret the data.

The Fines Enforcement Registry was established in 1995 as the Western Australian Government agency responsible for administering the *Fines, Penalties and Infringement Notices Enforcement Act 1994*. The Fines Enforcement Registry remains a Court of the Magistrates Court of Western Australia, so that while it is an administrative system, it remains part of the judicial process.

Fines are used as a penalty in the justice system of Western Australia. As well as fines resulting from charges brought before courts, infringement notices are issued by various authorities such as Police and Local Governments for a range of offences including traffic and parking.

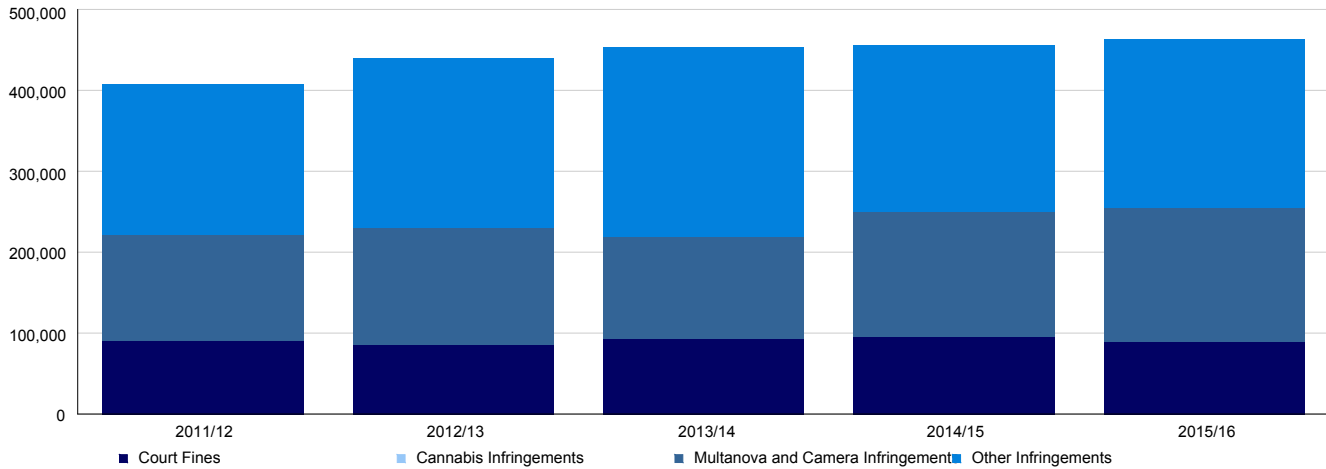
The Fines Enforcement Registry enforces fines imposed in WA courts and those arising from unpaid infringement notices. The Registrar uses the suspension of driver's and motor vehicle licences to enforce the payment of court fines and infringement fines. The Registrar also issues enforcement warrants to the Sheriff for enforcement should a licence suspension prove ineffective. For court fines the Registrar also uses other enforcement options, namely community work and/or imprisonment in default of payments should an enforcement warrant prove ineffective.

Requests for additional data:

The Department regularly receives requests from media outlets for customised statistics. All requests for customised figures are considered on a case by case basis. The Department will generally supply such information only where the:

- information is stored in a way that it is easily retrievable; and
- amount of work required to compile and supply customised information is reasonable.

Registrations

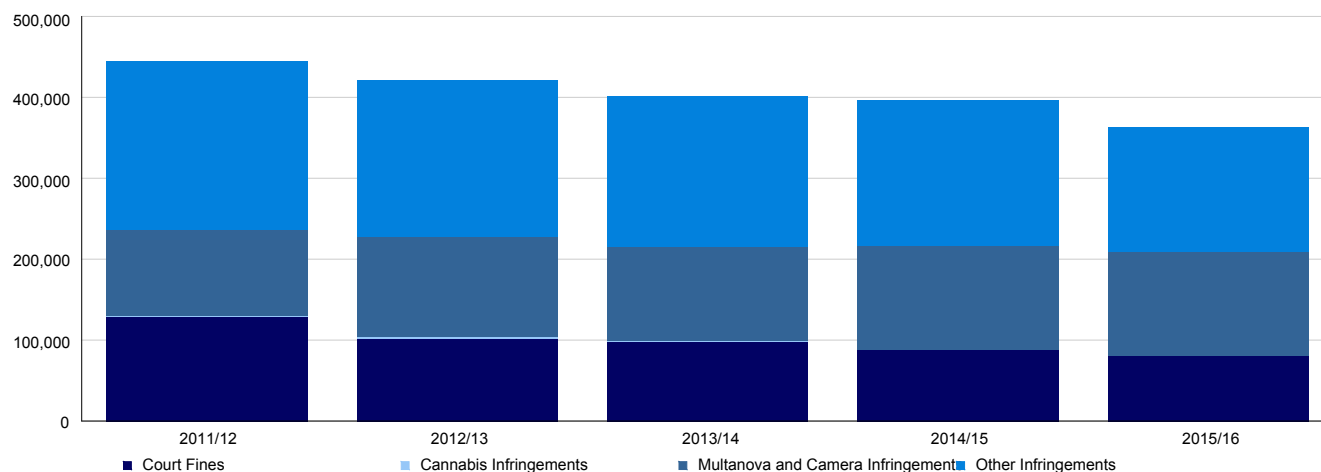


	2011/12	2012/13	2013/14	2014/15	2015/16	% Change 1 Year	% Change 5 Year
Court Fines	90,353	86,147	92,813	95,194	89,137	-6.4%	-1.3%
Cannabis Infringements	458						
Multanova and Camera Infringements	131,636	143,805	126,850	154,878	166,152	7.3%	26.2%
Other Infringements	186,100	210,763	234,213	206,778	209,234	1.2%	12.4%
Total	408,547	440,715	453,876	456,850	464,523	1.7%	13.7%

Counting Rules:

- (a) These are the number of court fines and infringements lodged with the Fines Enforcement Registry.
- (b) The unit of measure is the number of court fines registered and the number of infringements lodged with the Fines Enforcement Registry during the period.
- (c) If 'n/a' is present in the % Change column, the values of the columns in the table being compared are less than or equal to 10. It is not appropriate to make statistical comparisons for variables with values this low.
- (d) See the appendix for further information and definitions of the various registration types.

Completions

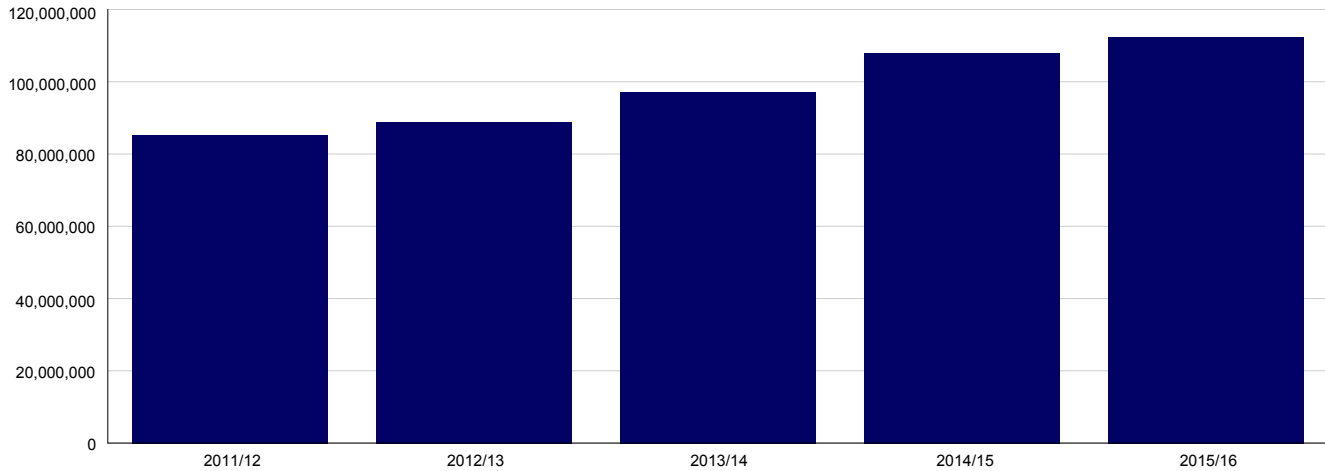


	2011/12	2012/13	2013/14	2014/15	2015/16	% Change 1 Year	% Change 5 Year
Court Fines	129,446	102,227	98,742	88,191	81,016	-8.1%	-37.4%
Cannabis Infringements	1,256	2,181	203	103	68	-34.0%	-94.6%
Multanova and Camera Infringements	106,255	123,340	116,447	128,208	127,956	-0.2%	20.4%
Other Infringements	208,982	194,544	186,602	181,362	154,807	-14.6%	-25.9%
Total	445,939	422,292	401,994	397,864	363,847	-8.5%	-18.4%

Counting Rules:

- (a) These are the number of court fines and infringements finalised with the Fines Enforcement Registry.
- (b) The unit of measure is the number of court fines and infringements finalised with the Fines Enforcement Registry during the period.
- (c) If 'n/a' is present in the % Change column, the values of the columns in the table being compared are less than or equal to 10. It is not appropriate to make statistical comparisons for variables with values this low.
- (d) See the appendix for further information and definitions of the various registration types.

Collections

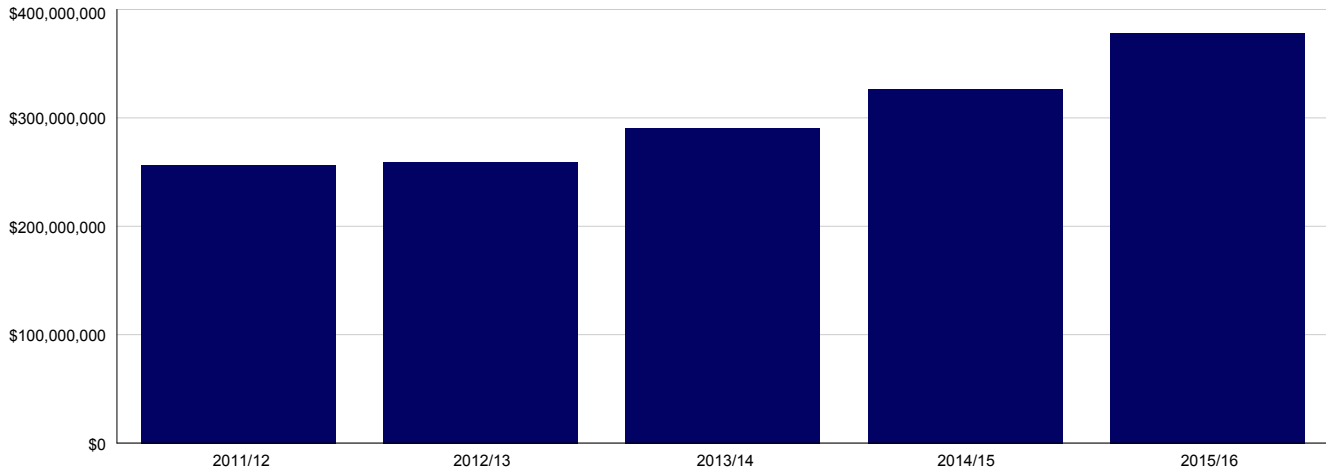


	2011/12	2012/13	2013/14	2014/15	2015/16	% Change 1 Year	% Change 5 Year
Court Fines	\$32,917,898	\$32,780,397	\$40,482,292	\$46,793,430	\$45,413,510	-2.9%	38.0%
Infringements	\$52,413,798	\$56,189,356	\$56,780,109	\$61,229,232	\$67,003,799	9.4%	27.8%
Total	\$85,331,696	\$88,969,752	\$97,262,401	\$108,022,661	\$112,417,309	4.1%	31.7%

Counting Rules:

- (a) This is the amount of all payments received in part or in full, for enforceable court fines and infringements with the Fines Enforcement Registry.
- (b) If 'n/a' is present in the % Change column, the values of the columns in the table being compared are less than or equal to 10. It is not appropriate to make statistical comparisons for variables with values this low.
- (c) See the appendix for further information and definitions of the various registration types.

Amount Outstanding



	2011/12	2012/13	2013/14	2014/15	2015/16	% Change 1 Year	% Change 5 Year
Court Fines	\$153,757,015	\$147,207,082	\$155,589,282	\$172,353,695	\$190,126,173	10.3%	23.7%
Cannabis Infringements	\$565,401	\$152,267	\$126,618	\$108,708	\$97,700	-10.1%	-82.7%
Multanova and Camera Infringements	\$24,958,349	\$29,620,728	\$34,421,581	\$43,809,158	\$58,131,170	32.7%	132.9%
Other Infringements	\$78,001,630	\$82,474,754	\$100,927,901	\$110,687,849	\$130,390,963	17.8%	67.2%
Total	\$257,282,396	\$259,454,831	\$291,065,382	\$326,959,410	\$378,746,006	15.8%	47.2%

Counting Rules:

- (a) The amount outstanding is the total \$ amount yet to be paid on incomplete cases, as at the end of the year in each period shown.
- (b) If 'n/a' is present in the % Change column, the values of the columns in the table being compared are less than or equal to 10. It is not appropriate to make statistical comparisons for variables with values this low.
- (c) See the appendix for further information and definitions.

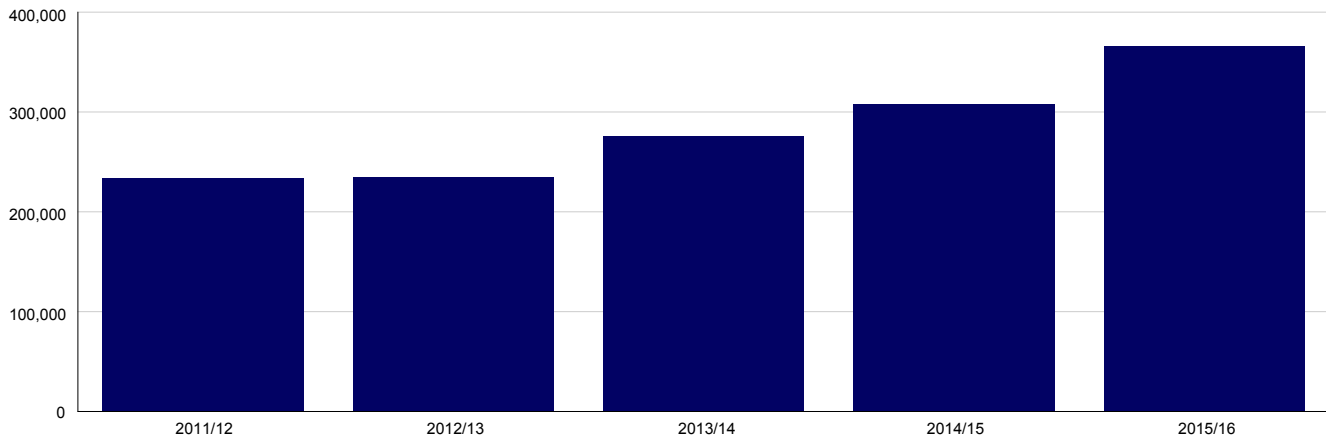
	2011/12	2012/13	2013/14	2014/15	2015/16	% Change 1 Year	% Change 5 year
Court Fines	251,542	234,673	239,477	255,971	270,782	5.8%	7.6%
Cannabis Infringements	3,002	810	603	498	430	-13.7%	-85.7%
Multanova and Camera Infringements	112,651	132,993	143,395	170,132	208,455	22.5%	85.0%
Other Infringements	374,031	389,292	436,674	461,999	516,464	11.8%	38.1%
Total	741,226	757,768	820,149	888,600	996,131	12.1%	34.4%

Counting Rules:

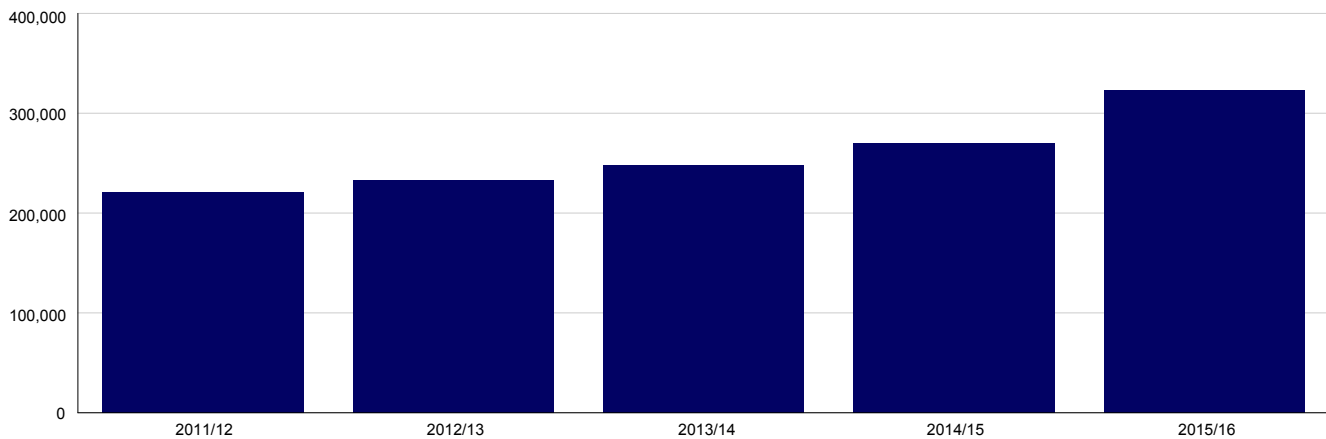
- (a) The number outstanding is the total number of incomplete cases, as at the end of the year in each period shown.
- (b) If 'n/a' is present in the % Change column, the values of the columns in the table being compared are less than or equal to 10. It is not appropriate to make statistical comparisons for variables with values this low.
- (c) See the appendix for further information and definitions.

Licence Suspensions

Driver's Licence Suspensions Imposed



Driver's Licence Suspensions Lifted

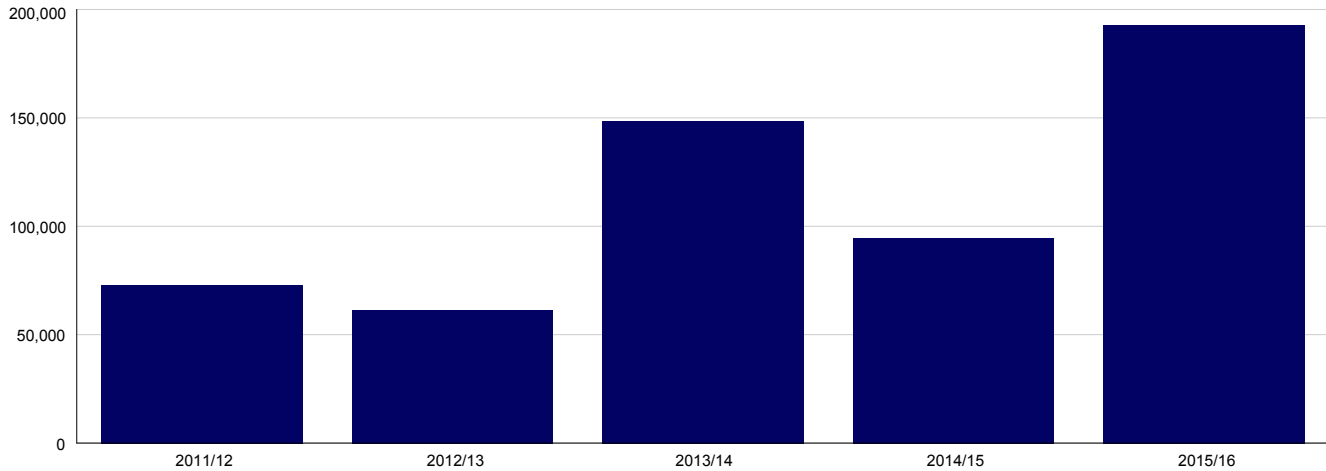


	2011/12	2012/13	2013/14	2014/15	2015/16	% Change 1 Year	% Change 5 Year
Driver's Licence Suspensions Imposed	234,724	235,455	276,780	308,396	367,086	19.0%	56.4%
Driver's Licence Suspensions Lifted	221,663	233,543	248,817	270,919	323,642	19.5%	46.0%

Counting Rules:

- (a) These are the number of driver's licences suspensions issued or imposed by the Fines Enforcement Registry.
- (b) Driver's licence suspensions are counted on a case basis, meaning a driver's licence can be suspended multiple times if a party has multiple cases that reach a suspended status.
- (c) If 'n/a' is present in the % Change column, the values of the columns in the table being compared are less than or equal to 10. It is not appropriate to make statistical comparisons for variables with values this low.
- (d) See the appendix for further information and definitions.

Enforcement Warrants

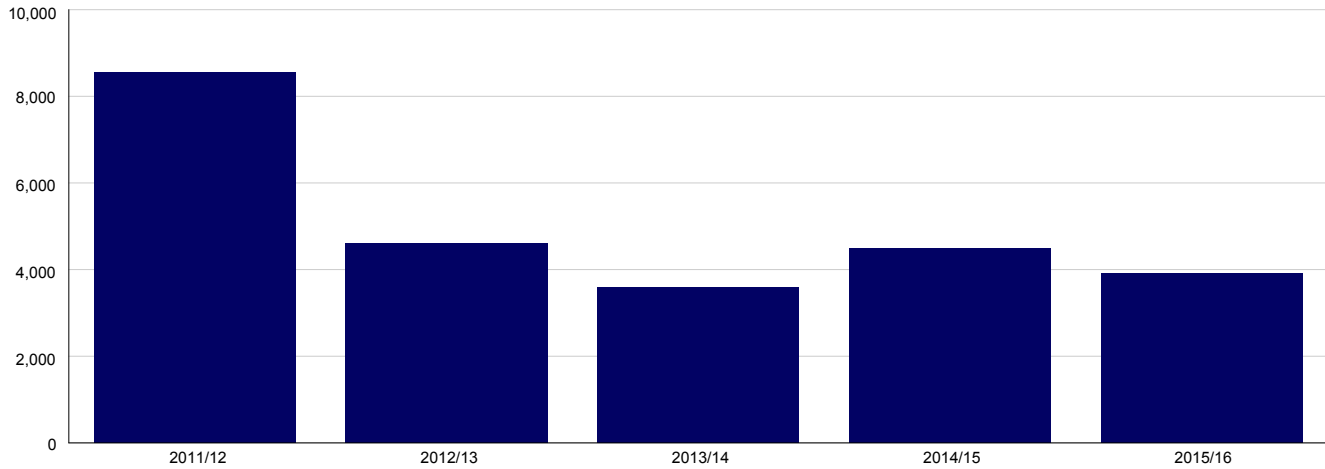


	2011/12	2012/13	2013/14	2014/15	2015/16	% Change 1 Year	% Change 5 Year
Enforcement Warrants Issued	73,316	61,381	148,970	94,805	192,991	103.6%	163.2%

Counting Rules:

- (a) These are the number of Warrants of Execution or Enforcement Warrants issued by the Fines Enforcement Registry.
- (b) Warrants of Executions were replaced by Enforcement Warrants in August 2013. Warrants of Execution only applied to court fines and had limited enforcement options. Enforcement Warrants also include infringements where they total more than \$2000.
- (c) Enforcement Warrants can have the following penalties applied: seizure and sale of property, orders for payment from third parties (i.e employers), wheel clamping, plate removal and licence suspension/cancellation.
- (d) If 'n/a' is present in the % Change column, the values of the columns in the table being compared are less than or equal to 10. It is not appropriate to make statistical comparisons for variables with values this low.
- (e) See the appendix for further information and definitions.

Work and Development Orders

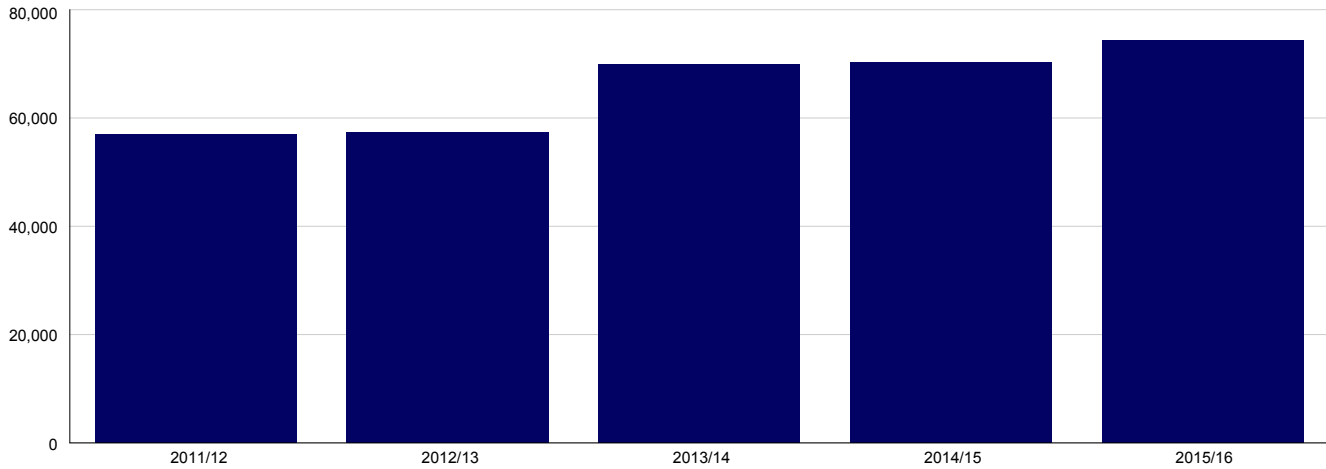


	2011/12	2012/13	2013/14	2014/15	2015/16	% Change 1 Year	% Change 5 Year
Work and Development Orders Issued	8,575	4,625	3,607	4,512	3,934	-12.8%	-54.1%

Counting Rules:

- (a) These are the number of Orders to Report for Work and Development issued by the Fines Enforcement Registry.
- (b) Work and Development Orders are counted on a case basis, meaning a party can be ordered multiple times if a party has multiple cases that have a Work and Development Order issued.
- (c) If 'n/a' is present in the % Change column, the values of the columns in the table being compared are less than or equal to 10. It is not appropriate to make statistical comparisons for variables with values this low.
- (d) See the appendix for further information and definitions.

Payment Arrangements



	2011/12	2012/13	2013/14	2014/15	2015/16	% Change 1 Year	% Change 5 Year
Time to Pay Approvals	57,194	57,578	70,141	70,451	74,558	5.8%	30.4%

Counting Rules:

- (a) These are the number of "Time to Pay" payment arrangements approved and activated by the Fines Enforcement Registry.
- (b) "Time To Pay" is an arrangement with the Fines Enforcement Registry that allows fine defaulters to pay off fines in instalments. Instalment amounts are set by the Fines Enforcement Registry in consultation with the fine defaulter and designed to enable regular payments without the penalty of a driver's licence suspension.
- (c) If 'n/a' is present in the % Change column, the values of the columns in the table being compared are less than or equal to 10. It is not appropriate to make statistical comparisons for variables with values this low.
- (c) See the appendix for further information and definitions.

Appendix--Definitions

The following are descriptions of registration and reporting types within the Sheriff's Office of Western Australia.

Registration Types

Cannabis Infringements

Financial penalty issued by a Police Officer relating to a small quantity of cannabis referred to FER.

Court Fines

Financial penalties applied by the lower or higher courts that are registered for enforcement after a referral to FER.

Interstate Request for Enforcement

A request from a non Western Australian jurisdiction to enforce a financial penalty.

Reporting Definitions

Amount Outstanding

Amount Outstanding is a value that is calculated at the end of each month by checking the status of each case to determine whether it is still active.

Collections

Payments made by debtors towards any outstanding court fines or infringements.

Completions

Completions are court fines and infringements that have been finalised by means of payment, work & development orders, imprisonment, have been withdrawn or are written off.

Enforcement Warrants

Enforcement Warrants may be issued which directs the Sheriff to seize and sell property, immobilise a vehicle and/or remove vehicle number plates to recover the outstanding debt.

Multanova and Camera Infringements

Automated financial penalties from red light camera or speed camera operations that are referred to FER.

Other Infringements

Financial penalties issued by state government or local council authorities.

Licence Suspensions

Licence suspensions are requests made by FER to the Department of Transport for the suspension of a driving licence when fines or infringements qualify for this action.

Payment Arrangements

Payment arrangements are agreements made between the Sheriff's Office or FER and the Debtor to make ongoing periodical payments towards their registered outstanding debt.

Registrations

Registrations relate to the fines and infringements that agencies request FER to enforce. For court fines, this enforcement process begins 28 days after referral from court. Therefore, some court fines can be completed or undertake a time to pay arrangement before the enforcement process begins.

Work and Development Orders

An order to attend for work and development may be issued requiring the offender to either pay the amount owed or report to the Department of Corrective Services to be assessed for the purposes of deciding whether a Work and Development Order should be made in respect of the offender. A work and development order requires the offender to perform community corrections activities for a number of hours calculated under the regulations by reference to the amount owed.